

Daily Summary for Amman Stock Exchange

VALUE TRADED (JD)

	2018	2019	NET CHANGE	CHANGE (%)
Daily	2,846,285	7,424,718	4,578,433	160.86%
Cumulative(1/12-3/12)	9,658,078	17,431,217	7,773,139	80.48%
Cumulative(2/1-3/12)	1,736,904,940	1,444,402,275	-292,502,665	-16.84%

NO. OF SHARES TRADED

	2018	2019	NET CHANGE	CHANGE (%)
Daily	2,099,240	5,452,071	3,352,831	159.72%
Cumulative(1/12-3/12)	9,752,333	15,404,143	5,651,810	57.95%
Cumulative(2/1-3/12)	1,068,372,862	1,126,309,374	57,936,512	5.42%

NO. OF TRANSACTIONS

	2018	2019	NET CHANGE	CHANGE (%)
Daily	1,172	1,440	268	22.87%
Cumulative(1/12-3/12)	4,583	4,593	10	0.22%
Cumulative(2/1-3/12)	480,721	470,400	-10,321	-2.15%

SOME FINANCIAL RATIOS FOR THE ASE (3/12/2019)

SECTOR	P/E	P/BV	DIVIDEND YIELD (%)	TURNOVER (%)
FINANCIAL	10.594	0.948	6.071	0.054
SERVICES	14.510	1.081	5.783	0.094
INDUSTRY	20.268	1.367	3.889	0.181
OVERALL	11.594	1.044	5.781	0.081

STOCK PRICE INDEX WEIGHTED BY FREE FLOAT MARKET CAPITALIZATION (1999=1000)

	MONDAY 02/12/2019	TUESDAY 03/12/2019	% CHANGE	
			DAY BEFORE	YTD
GENERAL	1793.3	1792.1	-0.07%	-6.11%
FINANCIAL	2420.3	2420.0	-0.01%	-8.77%
SERVICES	1282.3	1277.9	-0.34%	-0.15%
INDUSTRY	1803.4	1806.4	0.17%	-4.05%

STOCK PRICE INDEX WEIGHTED BY FREE FLOAT MARKET CAPITALIZATION ASE20 (2014=1000)

	875.5	875.9	0.05%	-5.45%
--	-------	-------	-------	--------

STOCK PRICE INDEX WEIGHTED BY MARKET CAPITALIZATION (1991=1000)

	MONDAY 02/12/2019	TUESDAY 03/12/2019	% CHANGE	
			DAY BEFORE	YTD
GENERAL	3473.6	3470.8	-0.08%	-8.59%
BANKS	6992.4	6993.9	0.02%	-15.18%
INSURANCE	1308.1	1307.9	-0.01%	-4.98%
SERVICES	736.5	730.2	-0.85%	-8.36%
INDUSTRY	2583.3	2586.4	0.12%	11.90%

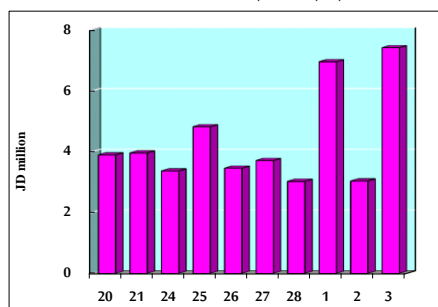
STOCK PRICE MARKET INDEX WEIGHTED BY FREE FLOAT MARKET CAP. (2012=1000)

	MONDAY 02/12/2019	TUESDAY 03/12/2019	% CHANGE	
			DAY BEFORE	YTD
FIRST MARKET	945.3	944.4	-0.09%	-6.61%
SECOND MARKET	843.8	841.2	-0.31%	1.15%

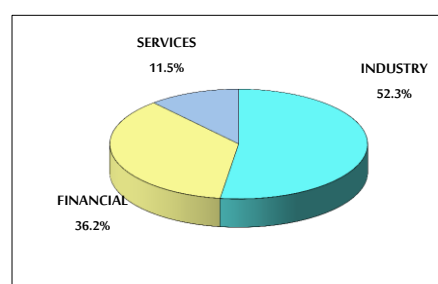
MARKET CAPITALIZATION (JD)

	14,736,435,687	14,724,507,955	-0.08%	-8.67%
--	----------------	----------------	--------	--------

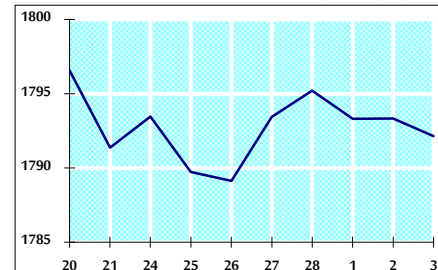
VALUE TRADED FROM 20/11 TO 3/12/2019



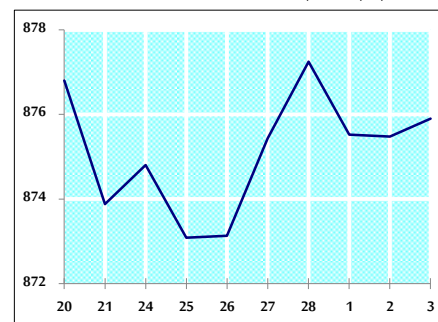
VALUE TRADED BY SECTOR TUESDAY 3/12/2019



GENERAL FREE FLOAT PRICE INDEX FROM 20/11 TO 3/12/2019



ASE20 FREE FLOAT PRICE INDEX FROM 20/11 TO 3/12/2019



GENERAL PRICE INDEX FROM 20/11 TO 3/12/2019

