

Daily Summary for Amman Stock Exchange

VALUE TRADED (JD)

	2018	2019	NET CHANGE	CHANGE (%)
Daily	3,083,601	3,146,382	62,781	2.04%
Cumulative(1/12-4/12)	12,741,679	20,577,599	7,835,920	61.50%
Cumulative(2/1-4/12)	1,739,988,541	1,447,548,657	-292,439,884	-16.81%

NO. OF SHARES TRADED

	2018	2019	NET CHANGE	CHANGE (%)
Daily	2,346,598	2,841,846	495,248	21.10%
Cumulative(1/12-4/12)	12,098,931	18,245,989	6,147,058	50.81%
Cumulative(2/1-4/12)	1,070,719,460	1,129,151,220	58,431,760	5.46%

NO. OF TRANSACTIONS

	2018	2019	NET CHANGE	CHANGE (%)
Daily	1,400	1,526	126	9.00%
Cumulative(1/12-4/12)	5,983	6,119	136	2.27%
Cumulative(2/1-4/12)	482,121	471,926	-10,195	-2.11%

SOME FINANCIAL RATIOS FOR THE ASE (4/12/2019)

SECTOR	P/E	P/BV	DIVIDEND YIELD (%)	TURNOVER (%)
FINANCIAL	10.615	0.950	6.060	0.043
SERVICES	14.523	1.082	5.778	0.024
INDUSTRY	20.009	1.350	3.939	0.071
OVERALL	11.570	1.042	5.793	0.042

STOCK PRICE INDEX WEIGHTED BY FREE FLOAT MARKET CAPITALIZATION (1999=1000)

	TUESDAY 03/12/2019	WEDNESDAY 04/12/2019	% CHANGE	
			DAY BEFORE	YTD
GENERAL	1792.1	1791.4	-0.04%	-6.15%
FINANCIAL	2420.0	2423.9	0.16%	-8.63%
SERVICES	1277.9	1279.6	0.13%	-0.01%
INDUSTRY	1806.4	1789.6	-0.93%	-4.95%

STOCK PRICE INDEX WEIGHTED BY FREE FLOAT MARKET CAPITALIZATION ASE20 (2014=1000)

	875.9	875.1	-0.09%	-5.53%
--	-------	-------	--------	--------

STOCK PRICE INDEX WEIGHTED BY MARKET CAPITALIZATION (1991=1000)

	TUESDAY 03/12/2019	WEDNESDAY 04/12/2019	% CHANGE	
			DAY BEFORE	YTD
GENERAL	3470.8	3463.8	-0.20%	-8.78%
BANKS	6993.9	7005.8	0.17%	-15.04%
INSURANCE	1307.9	1309.2	0.10%	-4.89%
SERVICES	730.2	731.7	0.21%	-8.17%
INDUSTRY	2586.4	2551.2	-1.36%	10.37%

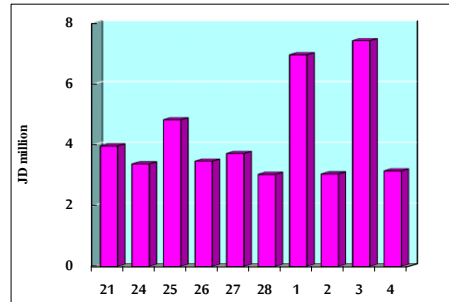
STOCK PRICE MARKET INDEX WEIGHTED BY FREE FLOAT MARKET CAP. (2012=1000)

	TUESDAY 03/12/2019	WEDNESDAY 04/12/2019	% CHANGE	
			DAY BEFORE	YTD
FIRST MARKET	944.4	943.8	-0.06%	-6.67%
SECOND MARKET	841.2	841.3	0.02%	1.17%

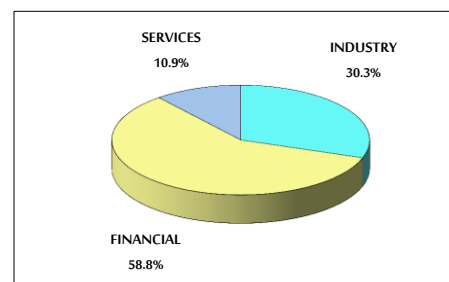
MARKET CAPITALIZATION (JD)

	14,724,507,955	14,701,233,649	-0.16%	-8.82%
--	----------------	----------------	--------	--------

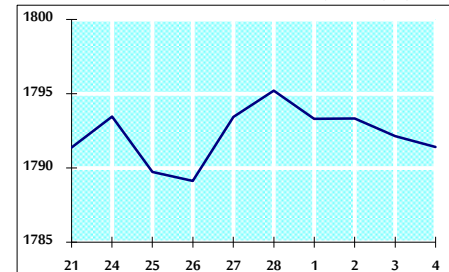
VALUE TRADED FROM 21/11 TO 4/12/2019



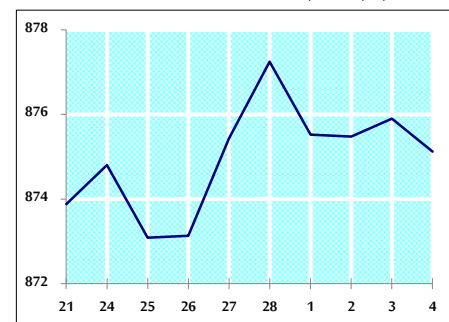
VALUE TRADED BY SECTOR WEDNESDAY 4/12/2019



GENERAL FREE FLOAT PRICE INDEX FROM 21/11 TO 4/12/2019



ASE20 FREE FLOAT PRICE INDEX FROM 21/11 TO 4/12/2019



GENERAL PRICE INDEX FROM 21/11 TO 4/12/2019

