

Daily Summary for Amman Stock Exchange

VALUE TRADED (JD)

	2019	2020	NET CHANGE	CHANGE (%)
Daily	2,872,519	2,524,953	-347,566	-12.10%
Cumulative(2/1-5/1)	5,380,610	6,692,809	1,312,199	24.39%
Cumulative(2/1-5/1)	5,380,610	6,692,809	1,312,199	24.39%

NO. OF SHARES TRADED

	2019	2020	NET CHANGE	CHANGE (%)
Daily	2,837,586	2,463,913	-373,673	-13.17%
Cumulative(2/1-5/1)	5,501,585	5,685,461	183,876	3.34%
Cumulative(2/1-5/1)	5,501,585	5,685,461	183,876	3.34%

NO. OF TRANSACTIONS

	2019	2020	NET CHANGE	CHANGE (%)
Daily	1,781	1,465	-316	-17.74%
Cumulative(2/1-5/1)	3,139	2,927	-212	-6.75%
Cumulative(2/1-5/1)	3,139	2,927	-212	-6.75%

SOME FINANCIAL RATIOS FOR THE ASE (5/1/2020)

SECTOR	P/E	P/BV	DIVIDEND YIELD (%)	TURNOVER (%)
FINANCIAL	10.629	0.951	6.051	0.044
SERVICES	15.551	1.105	5.587	0.019
INDUSTRY	17.119	1.405	3.782	0.035
OVERALL	11.502	1.071	5.596	0.037

STOCK PRICE INDEX WEIGHTED BY FREE FLOAT MARKET CAPITALIZATION (1999=1000)

	THURSDAY 02/01/2020	SUNDAY 05/01/2020	% CHANGE	
			DAY BEFORE	YTD
GENERAL	1824.1	1814.5	-0.53%	-0.04%
FINANCIAL	2454.6	2439.6	-0.61%	-0.42%
SERVICES	1305.0	1299.1	-0.45%	0.47%
INDUSTRY	1874.2	1873.6	-0.03%	0.90%

STOCK PRICE INDEX WEIGHTED BY FREE FLOAT MARKET CAPITALIZATION ASE20 (2014=1000)

	894.2	889.2	-0.55%	-0.20%
--	-------	-------	--------	--------

STOCK PRICE INDEX WEIGHTED BY MARKET CAPITALIZATION (1991=1000)

	THURSDAY 02/01/2020	SUNDAY 05/01/2020	% CHANGE	
			DAY BEFORE	YTD
GENERAL	3515.0	3498.4	-0.47%	-0.44%
BANKS	7060.3	7012.3	-0.68%	-1.17%
INSURANCE	1295.7	1299.2	0.27%	1.30%
SERVICES	743.9	741.5	-0.32%	0.79%
INDUSTRY	2628.2	2624.9	-0.13%	0.45%

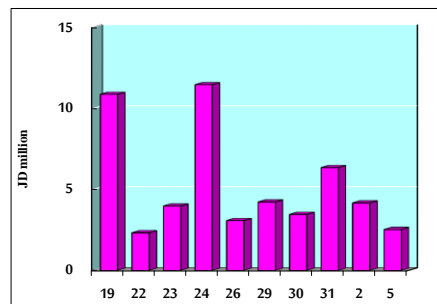
STOCK PRICE MARKET INDEX WEIGHTED BY FREE FLOAT MARKET CAP. (2012=1000)

	THURSDAY 02/01/2020	SUNDAY 05/01/2020	% CHANGE	
			DAY BEFORE	YTD
FIRST MARKET	960.1	954.7	-0.56%	-0.12%
SECOND MARKET	846.5	844.9	-0.19%	1.06%

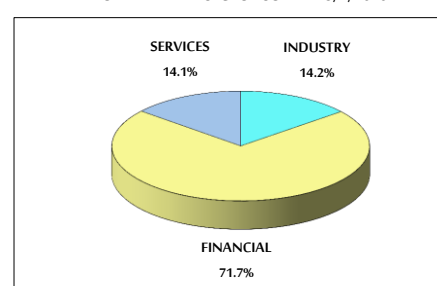
MARKET CAPITALIZATION (JD)

	14,921,652,379	14,856,360,181	-0.44%	-0.39%
--	----------------	----------------	--------	--------

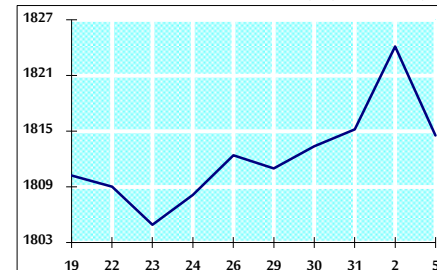
VALUE TRADED FROM 19/12/2019 TO 5/1/2020



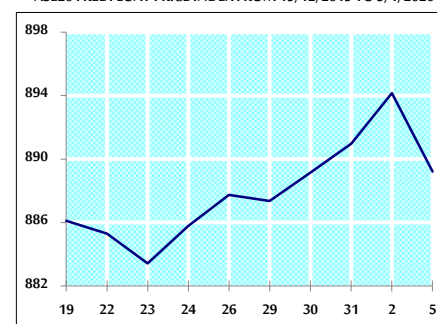
VALUE TRADED BY SECTOR SUNDAY 5/1/2020



GENERAL FREE FLOAT PRICE INDEX FROM 19/12/2019 TO 5/1/2020



ASE20 FREE FLOAT PRICE INDEX FROM 19/12/2019 TO 5/1/2020



GENERAL PRICE INDEX FROM 19/12/2019 TO 5/1/2020

