

Daily Summary for Amman Stock Exchange

VALUE TRADED (JD)

	2019	2020	NET CHANGE	CHANGE (%)
Daily	5,252,302	4,563,015	-689,287	-13.12%
Cumulative(2/1-20/1)	59,904,097	57,215,707	-2,688,390	-4.49%
Cumulative(2/1-20/1)	59,904,097	57,215,707	-2,688,390	-4.49%

NO. OF SHARES TRADED

	2019	2020	NET CHANGE	CHANGE (%)
Daily	3,769,705	4,279,624	509,919	13.53%
Cumulative(2/1-20/1)	39,510,142	50,183,255	10,673,113	27.01%
Cumulative(2/1-20/1)	39,510,142	50,183,255	10,673,113	27.01%

NO. OF TRANSACTIONS

	2019	2020	NET CHANGE	CHANGE (%)
Daily	1,986	2,203	217	10.93%
Cumulative(2/1-20/1)	21,149	25,253	4,104	19.41%
Cumulative(2/1-20/1)	21,149	25,253	4,104	19.41%

SOME FINANCIAL RATIOS FOR THE ASE (20/1/2020)

SECTOR	P/E	P/BV	DIVIDEND YIELD (%)	TURNOVER (%)
FINANCIAL	10.937	0.978	5.884	0.069
SERVICES	16.192	1.150	5.366	0.029
INDUSTRY	17.662	1.449	3.666	0.106
OVERALL	11.871	1.105	5.422	0.064

STOCK PRICE INDEX WEIGHTED BY FREE FLOAT MARKET CAPITALIZATION (1999=1000)

	SUNDAY 19/01/2020	MONDAY 20/01/2020	% CHANGE	
			DAY BEFORE	YTD
GENERAL	1873.1	1884.2	0.59%	3.80%
FINANCIAL	2506.4	2516.4	0.40%	2.71%
SERVICES	1360.7	1373.8	0.97%	6.25%
INDUSTRY	1914.7	1920.1	0.28%	3.40%

STOCK PRICE INDEX WEIGHTED BY FREE FLOAT MARKET CAPITALIZATION ASE20 (2014=1000)

	922.9	927.7	0.52%	4.12%
--	-------	-------	-------	-------

STOCK PRICE INDEX WEIGHTED BY MARKET CAPITALIZATION (1991=1000)

	SUNDAY 19/01/2020	MONDAY 20/01/2020	% CHANGE	
			DAY BEFORE	YTD
GENERAL	3605.3	3611.4	0.17%	2.78%
BANKS	7248.2	7231.9	-0.22%	1.92%
INSURANCE	1341.9	1339.9	-0.15%	4.48%
SERVICES	757.0	762.0	0.66%	3.58%
INDUSTRY	2699.0	2720.3	0.79%	4.10%

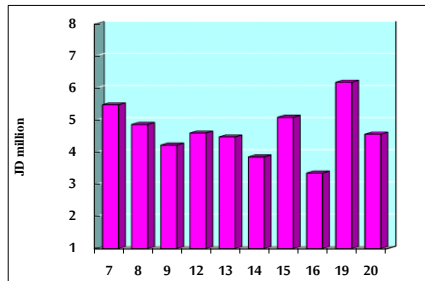
STOCK PRICE MARKET INDEX WEIGHTED BY FREE FLOAT MARKET CAP. (2012=1000)

	SUNDAY 19/01/2020	MONDAY 20/01/2020	% CHANGE	
			DAY BEFORE	YTD
FIRST MARKET	986.7	994.0	0.73%	3.99%
SECOND MARKET	846.0	846.4	0.06%	1.24%

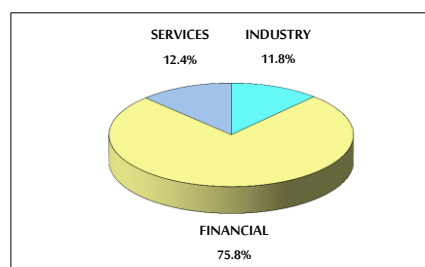
MARKET CAPITALIZATION (JD)

	15,291,419,940	15,313,488,757	0.14%	2.67%
--	----------------	----------------	-------	-------

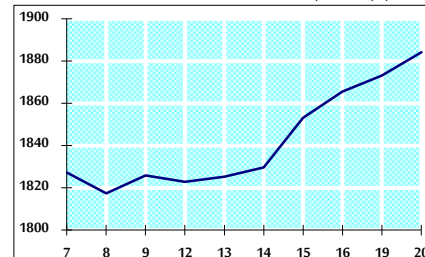
VALUE TRADED FROM 7/1 TO 20/1/2020



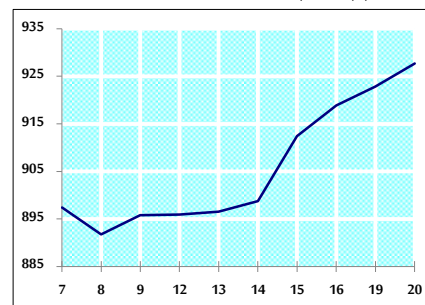
VALUE TRADED BY SECTOR MONDAY 20/1/2020



GENERAL FREE FLOAT PRICE INDEX FROM 7/1 TO 20/1/2020



ASE20 FREE FLOAT PRICE INDEX FROM 7/1 TO 20/1/2020



GENERAL PRICE INDEX FROM 7/1 TO 20/1/2020

