

Daily Summary for Amman Stock Exchange

VALUE TRADED (JD)

	2019	2020	NET CHANGE	CHANGE (%)
Daily	5,135,935	4,535,754	-600,181	-11.69%
Cumulative(2/1-21/1)	65,040,032	61,751,461	-3,288,571	-5.06%
Cumulative(2/1-21/1)	65,040,032	61,751,461	-3,288,571	-5.06%

NO. OF SHARES TRADED

	2019	2020	NET CHANGE	CHANGE (%)
Daily	2,983,130	5,056,032	2,072,902	69.49%
Cumulative(2/1-21/1)	42,493,272	55,239,287	12,746,015	30.00%
Cumulative(2/1-21/1)	42,493,272	55,239,287	12,746,015	30.00%

NO. OF TRANSACTIONS

	2019	2020	NET CHANGE	CHANGE (%)
Daily	2,013	2,602	589	29.26%
Cumulative(2/1-21/1)	23,162	27,855	4,693	20.26%
Cumulative(2/1-21/1)	23,162	27,855	4,693	20.26%

SOME FINANCIAL RATIOS FOR THE ASE (21/1/2020)

SECTOR	P/E	P/BV	DIVIDEND YIELD (%)	TURNOVER (%)
FINANCIAL	10.935	0.978	5.886	0.094
SERVICES	16.173	1.149	5.373	0.022
INDUSTRY	17.681	1.451	3.662	0.085
OVERALL	11.870	1.105	5.422	0.076

STOCK PRICE INDEX WEIGHTED BY FREE FLOAT MARKET CAPITALIZATION (1999=1000)

	MONDAY 20/01/2020	TUESDAY 21/01/2020	% CHANGE	
			DAY BEFORE	YTD
GENERAL	1884.2	1884.2	0.00%	3.80%
FINANCIAL	2516.4	2516.1	-0.01%	2.70%
SERVICES	1373.8	1372.9	-0.07%	6.18%
INDUSTRY	1920.1	1923.8	0.19%	3.60%

STOCK PRICE INDEX WEIGHTED BY FREE FLOAT MARKET CAPITALIZATION ASE20 (2014=1000)

	927.7	926.7	-0.10%	4.01%
--	-------	-------	--------	-------

STOCK PRICE INDEX WEIGHTED BY MARKET CAPITALIZATION (1991=1000)

	MONDAY 20/01/2020	TUESDAY 21/01/2020	% CHANGE	
			DAY BEFORE	YTD
GENERAL	3611.4	3611.1	-0.01%	2.77%
BANKS	7231.9	7226.8	-0.07%	1.85%
INSURANCE	1339.9	1345.0	0.38%	4.87%
SERVICES	762.0	761.6	-0.06%	3.51%
INDUSTRY	2720.3	2724.0	0.14%	4.24%

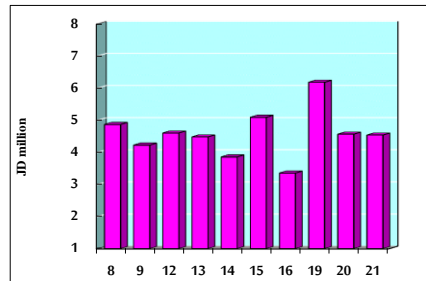
STOCK PRICE MARKET INDEX WEIGHTED BY FREE FLOAT MARKET CAP. (2012=1000)

	MONDAY 20/01/2020	TUESDAY 21/01/2020	% CHANGE	
			DAY BEFORE	YTD
FIRST MARKET	994.0	992.9	-0.10%	3.88%
SECOND MARKET	846.4	852.6	0.73%	1.98%

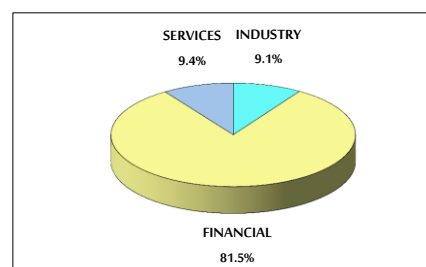
MARKET CAPITALIZATION (JD)

	15,313,488,757	15,312,415,889	-0.01%	2.67%
--	----------------	----------------	--------	-------

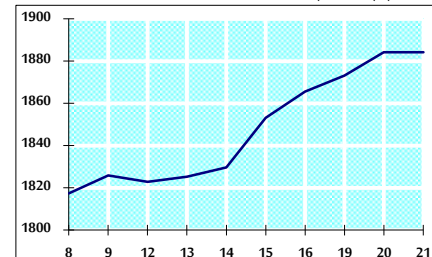
VALUE TRADED FROM 8/1 TO 21/1/2020



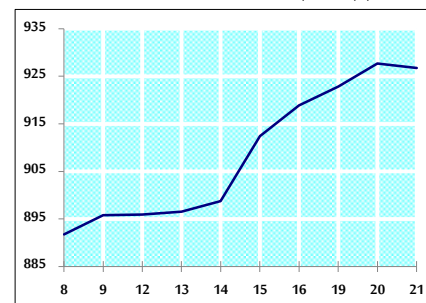
VALUE TRADED BY SECTOR TUESDAY 21/1/2020



GENERAL FREE FLOAT PRICE INDEX FROM 8/1 TO 21/1/2020



ASE20 FREE FLOAT PRICE INDEX FROM 8/1 TO 21/1/2020



GENERAL PRICE INDEX FROM 8/1 TO 21/1/2020

