

## Daily Summary for Amman Stock Exchange

### VALUE TRADED (JD)

	2019	2020	NET CHANGE	CHANGE (%)
Daily	3,202,292	5,497,357	2,295,065	71.67%
Cumulative(2/1-22/1)	68,242,324	67,248,818	-993,506	-1.46%
Cumulative(2/1-22/1)	68,242,324	67,248,818	-993,506	-1.46%

### NO. OF SHARES TRADED

	2019	2020	NET CHANGE	CHANGE (%)
Daily	3,081,540	4,548,515	1,466,975	47.61%
Cumulative(2/1-22/1)	45,574,812	59,787,802	14,212,990	31.19%
Cumulative(2/1-22/1)	45,574,812	59,787,802	14,212,990	31.19%

### NO. OF TRANSACTIONS

	2019	2020	NET CHANGE	CHANGE (%)
Daily	1,506	2,616	1,110	73.71%
Cumulative(2/1-22/1)	24,668	30,471	5,803	23.52%
Cumulative(2/1-22/1)	24,668	30,471	5,803	23.52%

### SOME FINANCIAL RATIOS FOR THE ASE (22/1/2020)

SECTOR	P/E	P/BV	DIVIDEND YIELD (%)	TURNOVER (%)
FINANCIAL	10.926	0.977	5.890	0.058
SERVICES	16.228	1.154	5.356	0.070
INDUSTRY	17.649	1.448	3.668	0.112
OVERALL	11.860	1.104	5.427	0.068

### STOCK PRICE INDEX WEIGHTED BY FREE FLOAT MARKET CAPITALIZATION (1999=1000)

	TUESDAY 21/01/2020	WEDNESDAY 22/01/2020	% CHANGE	
			DAY BEFORE	YTD
GENERAL	1884.2	1882.1	-0.11%	3.69%
FINANCIAL	2516.1	2511.1	-0.20%	2.50%
SERVICES	1372.9	1379.1	0.45%	6.66%
INDUSTRY	1923.8	1919.4	-0.23%	3.36%

### STOCK PRICE INDEX WEIGHTED BY FREE FLOAT MARKET CAPITALIZATION ASE20 (2014=1000)

	926.7	924.2	-0.27%	3.73%
--	-------	-------	--------	-------

### STOCK PRICE INDEX WEIGHTED BY MARKET CAPITALIZATION (1991=1000)

	TUESDAY 21/01/2020	WEDNESDAY 22/01/2020	% CHANGE	
			DAY BEFORE	YTD
GENERAL	3611.1	3608.2	-0.08%	2.69%
BANKS	7226.8	7221.3	-0.08%	1.77%
INSURANCE	1345.0	1343.3	-0.13%	4.74%
SERVICES	761.6	763.2	0.21%	3.73%
INDUSTRY	2724.0	2716.9	-0.26%	3.97%

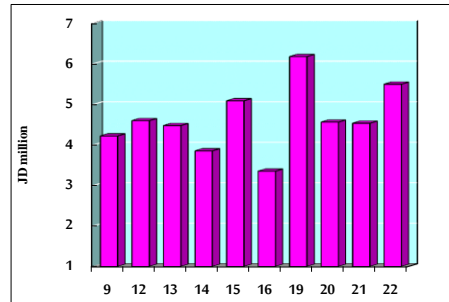
### STOCK PRICE MARKET INDEX WEIGHTED BY FREE FLOAT MARKET CAP. (2012=1000)

	TUESDAY 21/01/2020	WEDNESDAY 22/01/2020	% CHANGE	
			DAY BEFORE	YTD
FIRST MARKET	992.9	992.4	-0.06%	3.82%
SECOND MARKET	852.6	848.6	-0.47%	1.50%

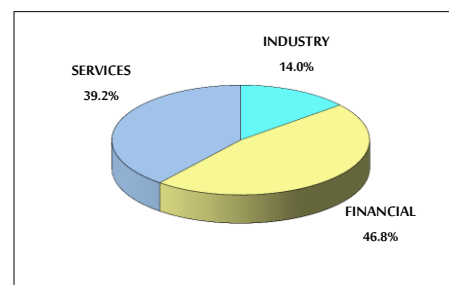
### MARKET CAPITALIZATION (JD)

	15,312,415,889	15,289,519,011	-0.15%	2.51%
--	----------------	----------------	--------	-------

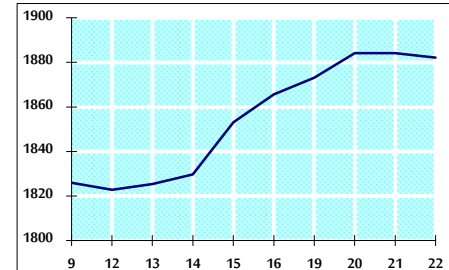
### VALUE TRADED FROM 9/1 TO 22/1/2020



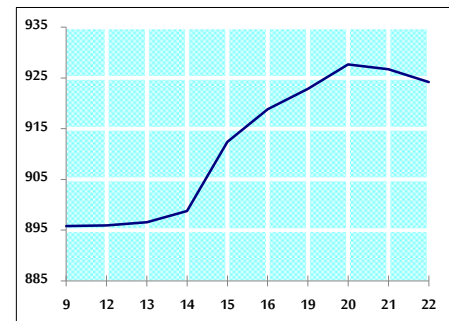
### VALUE TRADED BY SECTOR WEDNESDAY 22/1/2020



### GENERAL FREE FLOAT PRICE INDEX FROM 9/1 TO 22/1/2020



### ASE20 FREE FLOAT PRICE INDEX FROM 9/1 TO 22/1/2020



### GENERAL PRICE INDEX FROM 9/1 TO 22/1/2020

