

## Daily Summary for Amman Stock Exchange

### VALUE TRADED (JD)

	2019	2020	NET CHANGE	CHANGE ( % )
Daily	3,521,900	3,327,463	-194,437	-5.52%
Cumulative(2/1-23/1)	71,764,224	70,576,281	-1,187,943	-1.66%
Cumulative(2/1-23/1)	71,764,224	70,576,281	-1,187,943	-1.66%

### NO. OF SHARES TRADED

	2019	2020	NET CHANGE	CHANGE ( % )
Daily	2,833,562	3,792,446	958,884	33.84%
Cumulative(2/1-23/1)	48,408,374	63,580,248	15,171,874	31.34%
Cumulative(2/1-23/1)	48,408,374	63,580,248	15,171,874	31.34%

### NO. OF TRANSACTIONS

	2019	2020	NET CHANGE	CHANGE ( % )
Daily	1,773	2,295	522	29.44%
Cumulative(2/1-23/1)	26,441	32,766	6,325	23.92%
Cumulative(2/1-23/1)	26,441	32,766	6,325	23.92%

### SOME FINANCIAL RATIOS FOR THE ASE (23/1/2020)

SECTOR	P/E	P/BV	DIVIDEND YIELD (%)	TURNOVER (%)
FINANCIAL	10.942	0.978	5.882	0.046
SERVICES	16.155	1.149	5.380	0.046
INDUSTRY	17.644	1.448	3.669	0.129
OVERALL	11.863	1.104	5.425	0.057

### STOCK PRICE INDEX WEIGHTED BY FREE FLOAT MARKET CAPITALIZATION (1999=1000)

	WEDNESDAY 22/01/2020	THURSDAY 23/01/2020	% CHANGE	
			DAY BEFORE	YTD
GENERAL	1882.1	1878.6	-0.19%	3.49%
FINANCIAL	2511.1	2515.5	0.17%	2.68%
SERVICES	1379.1	1363.6	-1.13%	5.46%
INDUSTRY	1919.4	1919.0	-0.02%	3.34%

### STOCK PRICE INDEX WEIGHTED BY FREE FLOAT MARKET CAPITALIZATION ASE20 (2014=1000)

	924.2	923.4	-0.08%	3.64%
--	-------	-------	--------	-------

### STOCK PRICE INDEX WEIGHTED BY MARKET CAPITALIZATION (1991=1000)

	WEDNESDAY 22/01/2020	THURSDAY 23/01/2020	% CHANGE	
			DAY BEFORE	YTD
GENERAL	3608.2	3608.9	0.02%	2.71%
BANKS	7221.3	7232.8	0.16%	1.93%
INSURANCE	1343.3	1346.4	0.23%	4.98%
SERVICES	763.2	763.1	-0.02%	3.72%
INDUSTRY	2716.9	2709.2	-0.28%	3.67%

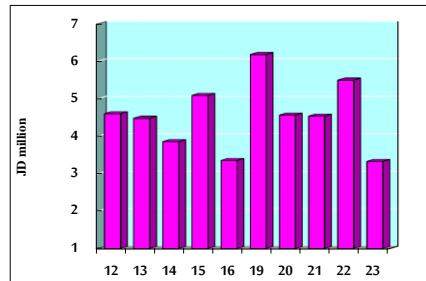
### STOCK PRICE MARKET INDEX WEIGHTED BY FREE FLOAT MARKET CAP. (2012=1000)

	WEDNESDAY 22/01/2020	THURSDAY 23/01/2020	% CHANGE	
			DAY BEFORE	YTD
FIRST MARKET	992.4	990.7	-0.16%	3.65%
SECOND MARKET	848.6	851.6	0.36%	1.87%

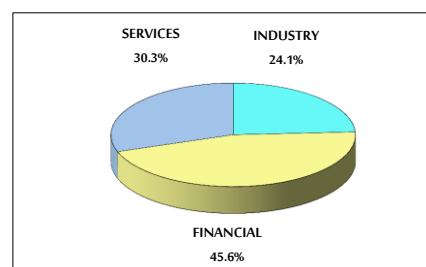
### MARKET CAPITALIZATION (JD)

	15,289,519,011	15,291,609,015	0.01%	2.53%
--	----------------	----------------	-------	-------

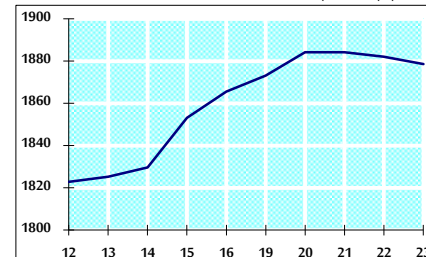
### VALUE TRADED FROM 12/1 TO 23/1/2020



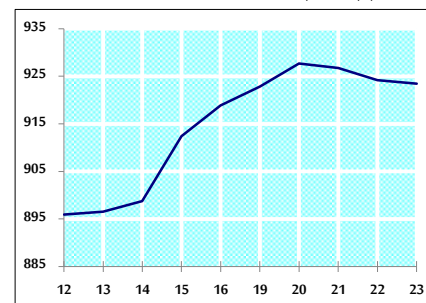
### VALUE TRADED BY SECTOR THURSDAY 23/1/2020



### GENERAL FREE FLOAT PRICE INDEX FROM 12/1 TO 23/1/2020



### ASE20 FREE FLOAT PRICE INDEX FROM 12/1 TO 23/1/2020



### GENERAL PRICE INDEX FROM 12/1 TO 23/1/2020

