

Daily Summary for Amman Stock Exchange

VALUE TRADED (JD)

	2019	2020	NET CHANGE	CHANGE (%)
Daily	4,318,073	4,599,385	281,312	6.51%
Cumulative(2/1-12/1)	21,459,712	29,701,065	8,241,353	38.40%
Cumulative(2/1-12/1)	21,459,712	29,701,065	8,241,353	38.40%

NO. OF SHARES TRADED

	2019	2020	NET CHANGE	CHANGE (%)
Daily	3,552,521	4,980,040	1,427,519	40.18%
Cumulative(2/1-12/1)	19,851,614	26,609,811	6,758,197	34.04%
Cumulative(2/1-12/1)	19,851,614	26,609,811	6,758,197	34.04%

NO. OF TRANSACTIONS

	2019	2020	NET CHANGE	CHANGE (%)
Daily	1,223	1,701	478	39.08%
Cumulative(2/1-12/1)	11,315	12,262	947	8.37%
Cumulative(2/1-12/1)	11,315	12,262	947	8.37%

SOME FINANCIAL RATIOS FOR THE ASE (12/1/2020)

SECTOR	P/E	P/BV	DIVIDEND YIELD (%)	TURNOVER (%)
FINANCIAL	10.613	0.950	6.061	0.096
SERVICES	15.702	1.115	5.533	0.028
INDUSTRY	17.258	1.416	3.751	0.057
OVERALL	11.530	1.073	5.582	0.074

STOCK PRICE INDEX WEIGHTED BY FREE FLOAT MARKET CAPITALIZATION (1999=1000)

	THURSDAY 09/01/2020	SUNDAY 12/01/2020	% CHANGE	
			DAY BEFORE	YTD
GENERAL	1825.9	1822.9	-0.17%	0.42%
FINANCIAL	2437.2	2433.9	-0.13%	-0.66%
SERVICES	1317.8	1319.1	0.10%	2.01%
INDUSTRY	1908.9	1897.9	-0.58%	2.20%

STOCK PRICE INDEX WEIGHTED BY FREE FLOAT MARKET CAPITALIZATION ASE20 (2014=1000)

	895.8	895.9	0.01%	0.56%
--	-------	-------	-------	-------

STOCK PRICE INDEX WEIGHTED BY MARKET CAPITALIZATION (1991=1000)

	THURSDAY 09/01/2020	SUNDAY 12/01/2020	% CHANGE	
			DAY BEFORE	YTD
GENERAL	3525.1	3507.6	-0.50%	-0.18%
BANKS	7008.1	7008.7	0.01%	-1.23%
INSURANCE	1310.4	1308.3	-0.16%	2.01%
SERVICES	742.9	742.6	-0.05%	0.93%
INDUSTRY	2701.6	2651.1	-1.87%	1.45%

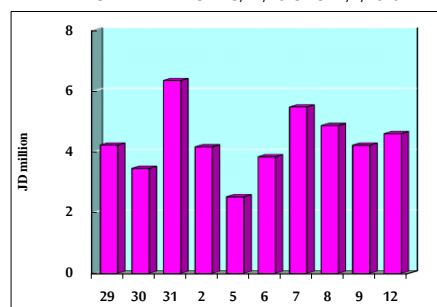
STOCK PRICE MARKET INDEX WEIGHTED BY FREE FLOAT MARKET CAP. (2012=1000)

	THURSDAY 09/01/2020	SUNDAY 12/01/2020	% CHANGE	
			DAY BEFORE	YTD
FIRST MARKET	960.8	958.9	-0.20%	0.32%
SECOND MARKET	843.5	839.9	-0.43%	0.46%

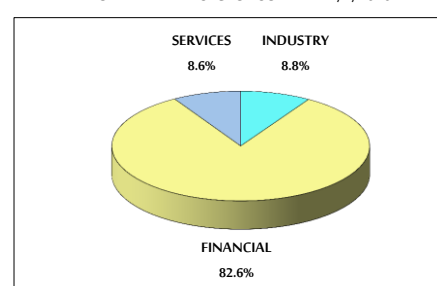
MARKET CAPITALIZATION (JD)

	14,963,599,786	14,891,796,029	-0.48%	-0.15%
--	----------------	----------------	--------	--------

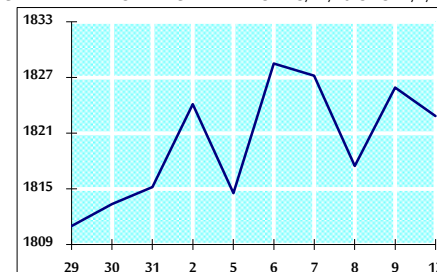
VALUE TRADED FROM 29/12/2019 TO 12/1/2020



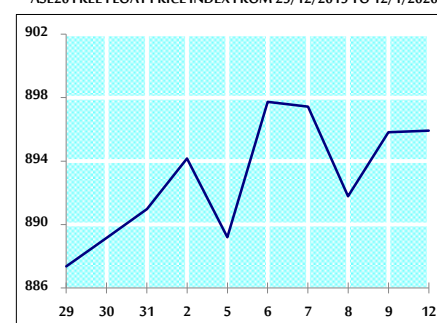
VALUE TRADED BY SECTOR SUNDAY 12/1/2020



GENERAL FREE FLOAT PRICE INDEX FROM 29/12/2019 TO 12/1/2020



ASE20 FREE FLOAT PRICE INDEX FROM 29/12/2019 TO 12/1/2020



GENERAL PRICE INDEX FROM 29/12/2019 TO 12/1/2020

