

## Daily Summary for Amman Stock Exchange

### VALUE TRADED (JD)

	2019	2020	NET CHANGE	CHANGE ( % )
Daily	5,848,567	4,083,816	-1,764,751	-30.17%
Cumulative(2/2-27/2)	97,204,165	122,290,531	25,086,366	25.81%
Cumulative(2/1-27/2)	188,098,535	227,320,388	39,221,853	20.85%

### NO. OF SHARES TRADED

	2019	2020	NET CHANGE	CHANGE ( % )
Daily	7,327,301	4,216,450	-3,110,851	-42.46%
Cumulative(2/2-27/2)	80,482,007	115,820,121	35,338,114	43.91%
Cumulative(2/1-27/2)	146,230,610	208,918,725	62,688,115	42.87%

### NO. OF TRANSACTIONS

	2019	2020	NET CHANGE	CHANGE ( % )
Daily	2,072	2,014	-58	-2.80%
Cumulative(2/2-27/2)	39,430	45,224	5,794	14.69%
Cumulative(2/1-27/2)	75,347	89,378	14,031	18.62%

### SOME FINANCIAL RATIOS FOR THE ASE (27/2/2020)

SECTOR	P/E	P/BV	DIVIDEND YIELD (%)	TURNOVER (%)
FINANCIAL	10.517	0.914	5.014	0.054
SERVICES	15.962	1.121	5.474	0.064
INDUSTRY	16.824	1.390	3.827	0.106
OVERALL	11.421	1.042	4.913	0.063

### STOCK PRICE INDEX WEIGHTED BY FREE FLOAT MARKET CAPITALIZATION (1999=1000)

	WEDNESDAY 26/02/2020	THURSDAY 27/02/2020	% CHANGE	
			DAY BEFORE	YTD
GENERAL	1836.5	1835.9	-0.03%	1.14%
FINANCIAL	2446.8	2453.9	0.29%	0.16%
SERVICES	1325.6	1323.7	-0.14%	2.38%
INDUSTRY	1921.0	1901.5	-1.02%	2.40%

### STOCK PRICE INDEX WEIGHTED BY FREE FLOAT MARKET CAPITALIZATION ASE20 (2014=1000)

	906.7	907.1	0.04%	1.81%
--	-------	-------	-------	-------

### STOCK PRICE INDEX WEIGHTED BY MARKET CAPITALIZATION (1991=1000)

	WEDNESDAY 26/02/2020	THURSDAY 27/02/2020	% CHANGE	
			DAY BEFORE	YTD
GENERAL	3447.1	3446.8	-0.01%	-1.90%
BANKS	6801.4	6832.0	0.45%	-3.72%
INSURANCE	1342.6	1340.2	-0.18%	4.50%
SERVICES	746.3	747.1	0.11%	1.54%
INDUSTRY	2638.5	2610.8	-1.05%	-0.09%

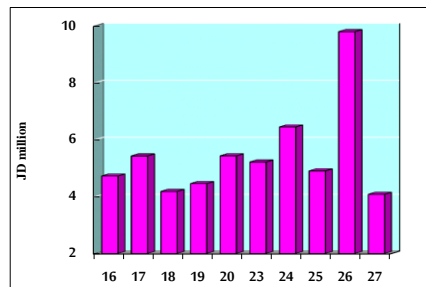
### STOCK PRICE MARKET INDEX WEIGHTED BY FREE FLOAT MARKET CAP. (2012=1000)

	WEDNESDAY 26/02/2020	THURSDAY 27/02/2020	% CHANGE	
			DAY BEFORE	YTD
FIRST MARKET	973.8	974.0	0.02%	1.90%
SECOND MARKET	830.5	828.3	-0.26%	-0.92%

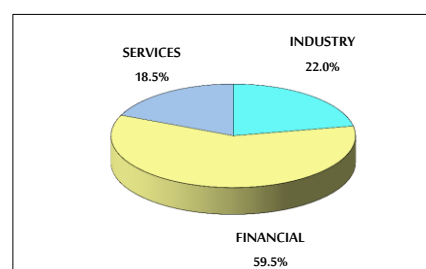
### MARKET CAPITALIZATION (JD)

	14,622,512,151	14,621,267,283	-0.01%	-1.97%
--	----------------	----------------	--------	--------

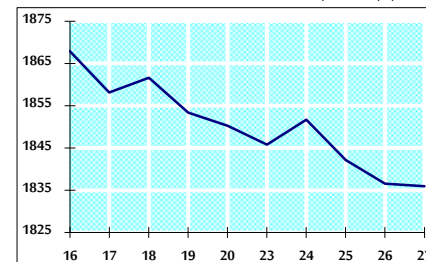
### VALUE TRADED FROM 16/2 TO 27/2/2020



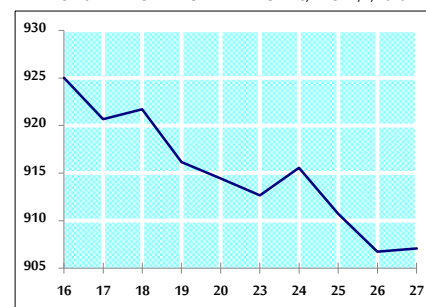
### VALUE TRADED BY SECTOR THURSDAY 27/2/2020



### GENERAL FREE FLOAT PRICE INDEX FROM 16/2 TO 27/2/2020



### ASE20 FREE FLOAT PRICE INDEX FROM 16/2 TO 27/2/2020



### GENERAL PRICE INDEX FROM 16/2 TO 27/2/2020

