

Daily Summary for Amman Stock Exchange

VALUE TRADED (JD)

	2019	2020	NET CHANGE	CHANGE (%)
Daily	5,319,905	4,672,594	-647,311	-12.17%
Cumulative(2/2-9/2)	28,859,785	27,526,466	-1,333,319	-4.62%
Cumulative(2/1-9/2)	119,754,155	132,556,323	12,802,168	10.69%

NO. OF SHARES TRADED

	2019	2020	NET CHANGE	CHANGE (%)
Daily	4,544,806	4,869,346	324,540	7.14%
Cumulative(2/2-9/2)	19,238,904	29,673,630	10,434,726	54.24%
Cumulative(2/1-9/2)	84,987,507	122,772,234	37,784,727	44.46%

NO. OF TRANSACTIONS

	2019	2020	NET CHANGE	CHANGE (%)
Daily	1,749	2,183	434	24.81%
Cumulative(2/2-9/2)	11,903	14,341	2,438	20.48%
Cumulative(2/1-9/2)	47,820	58,495	10,675	22.32%

SOME FINANCIAL RATIOS FOR THE ASE (9/2/2020)

SECTOR	P/E	P/BV	DIVIDEND YIELD (%)	TURNOVER (%)
FINANCIAL	10.832	0.969	5.938	0.073
SERVICES	15.813	1.127	5.489	0.027
INDUSTRY	17.598	1.444	3.677	0.155
OVERALL	11.739	1.093	5.479	0.073

STOCK PRICE INDEX WEIGHTED BY FREE FLOAT MARKET CAPITALIZATION (1999=1000)

	THURSDAY 06/02/2020	SUNDAY 09/02/2020	% CHANGE	
			DAY BEFORE	YTD
GENERAL	1878.7	1883.6	0.26%	3.77%
FINANCIAL	2533.8	2543.5	0.38%	3.82%
SERVICES	1326.7	1330.4	0.28%	2.89%
INDUSTRY	1945.8	1940.5	-0.27%	4.50%

STOCK PRICE INDEX WEIGHTED BY FREE FLOAT MARKET CAPITALIZATION ASE20 (2014=1000)

	931.2	934.5	0.35%	4.89%
--	-------	-------	-------	-------

STOCK PRICE INDEX WEIGHTED BY MARKET CAPITALIZATION (1991=1000)

	THURSDAY 06/02/2020	SUNDAY 09/02/2020	% CHANGE	
			DAY BEFORE	YTD
GENERAL	3568.5	3575.4	0.19%	1.75%
BANKS	7139.3	7157.8	0.26%	0.88%
INSURANCE	1332.9	1334.5	0.12%	4.05%
SERVICES	745.4	748.1	0.37%	1.68%
INDUSTRY	2708.6	2707.3	-0.05%	3.60%

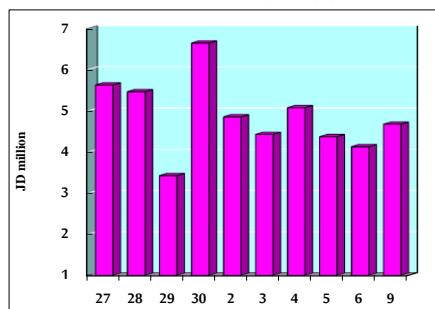
STOCK PRICE MARKET INDEX WEIGHTED BY FREE FLOAT MARKET CAP. (2012=1000)

	THURSDAY 06/02/2020	SUNDAY 09/02/2020	% CHANGE	
			DAY BEFORE	YTD
FIRST MARKET	997.5	1000.8	0.33%	4.70%
SECOND MARKET	848.3	849.4	0.14%	1.60%

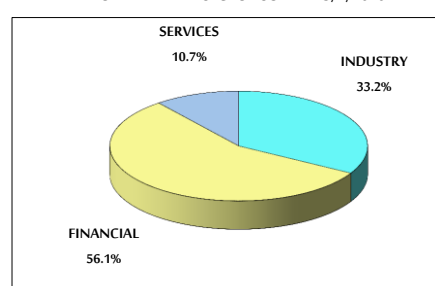
MARKET CAPITALIZATION (JD)

	15,124,777,714	15,151,766,705	0.18%	1.59%
--	----------------	----------------	-------	-------

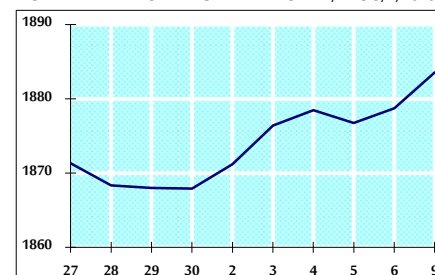
VALUE TRADED FROM 27/1 TO 9/2/2020



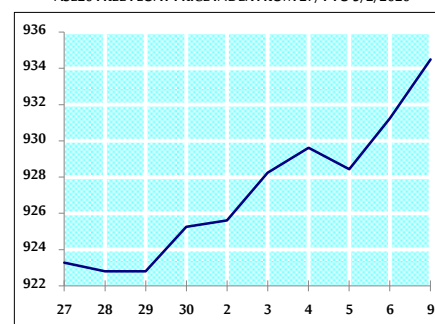
VALUE TRADED BY SECTOR SUNDAY 9/2/2020



GENERAL FREE FLOAT PRICE INDEX FROM 27/1 TO 9/2/2020



ASE20 FREE FLOAT PRICE INDEX FROM 27/1 TO 9/2/2020



GENERAL PRICE INDEX FROM 27/1 TO 9/2/2020

