

Daily Summary for Amman Stock Exchange

VALUE TRADED (JD)

	2019	2020	NET CHANGE	CHANGE (%)
Daily	3,573,174	5,777,521	2,204,347	61.69%
Cumulative(1/3-1/3)	3,573,174	5,777,521	2,204,347	61.69%
Cumulative(2/1-1/3)	191,671,709	233,097,909	41,426,200	21.61%

NO. OF SHARES TRADED

	2019	2020	NET CHANGE	CHANGE (%)
Daily	4,095,935	5,631,394	1,535,459	37.49%
Cumulative(1/3-1/3)	4,095,935	5,631,394	1,535,459	37.49%
Cumulative(2/1-1/3)	150,326,545	214,550,119	64,223,574	42.72%

NO. OF TRANSACTIONS

	2019	2020	NET CHANGE	CHANGE (%)
Daily	2,030	1,904	-126	-6.21%
Cumulative(1/3-1/3)	2,030	1,904	-126	-6.21%
Cumulative(2/1-1/3)	77,377	91,282	13,905	17.97%

SOME FINANCIAL RATIOS FOR THE ASE (1/3/2020)

SECTOR	P/E	P/BV	DIVIDEND YIELD (%)	TURNOVER (%)
FINANCIAL	10.392	0.903	5.074	0.080
SERVICES	15.872	1.115	5.505	0.066
INDUSTRY	16.866	1.393	3.817	0.142
OVERALL	11.330	1.034	4.953	0.085

STOCK PRICE INDEX WEIGHTED BY FREE FLOAT MARKET CAPITALIZATION (1999=1000)

	THURSDAY 27/02/2020	SUNDAY 01/03/2020	% CHANGE	
			DAY BEFORE	YTD
GENERAL	1835.9	1825.7	-0.56%	0.58%
FINANCIAL	2453.9	2436.6	-0.70%	-0.54%
SERVICES	1323.7	1316.1	-0.58%	1.79%
INDUSTRY	1901.5	1904.6	0.17%	2.57%

STOCK PRICE INDEX WEIGHTED BY FREE FLOAT MARKET CAPITALIZATION ASE20 (2014=1000)

	907.1	900.2	-0.76%	1.03%
--	-------	-------	--------	-------

STOCK PRICE INDEX WEIGHTED BY MARKET CAPITALIZATION (1991=1000)

	THURSDAY 27/02/2020	SUNDAY 01/03/2020	% CHANGE	
			DAY BEFORE	YTD
GENERAL	3446.8	3419.2	-0.80%	-2.69%
BANKS	6832.0	6740.1	-1.34%	-5.01%
INSURANCE	1340.2	1336.8	-0.26%	4.23%
SERVICES	747.1	743.8	-0.44%	1.09%
INDUSTRY	2610.8	2615.3	0.17%	0.08%

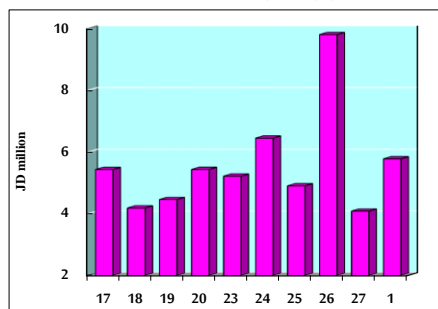
STOCK PRICE MARKET INDEX WEIGHTED BY FREE FLOAT MARKET CAP. (2012=1000)

	THURSDAY 27/02/2020	SUNDAY 01/03/2020	% CHANGE	
			DAY BEFORE	YTD
FIRST MARKET	974.0	967.7	-0.64%	1.24%
SECOND MARKET	828.3	827.7	-0.08%	-1.00%

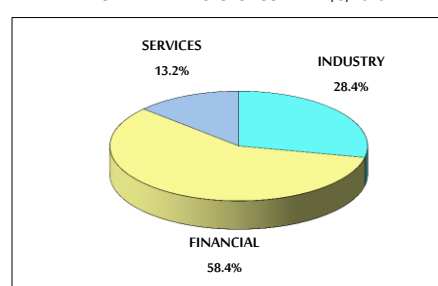
MARKET CAPITALIZATION (JD)

	14,621,267,283	14,511,689,977	-0.75%	-2.70%
--	----------------	----------------	--------	--------

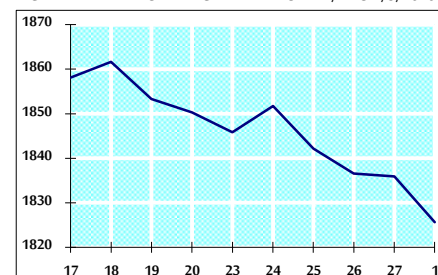
VALUE TRADED FROM 17/2 TO 1/3/2020



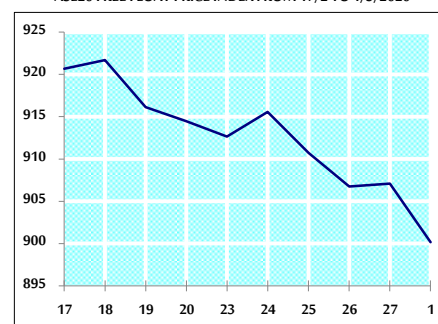
VALUE TRADED BY SECTOR SUNDAY 1/3/2020



GENERAL FREE FLOAT PRICE INDEX FROM 17/2 TO 1/3/2020



ASE20 FREE FLOAT PRICE INDEX FROM 17/2 TO 1/3/2020



GENERAL PRICE INDEX FROM 17/2 TO 1/3/2020

