

Daily Summary for Amman Stock Exchange

VALUE TRADED (JD)

	2019	2020	NET CHANGE	CHANGE (%)
Daily	9,185,211	5,932,884	-3,252,327	-35.41%
Cumulative(1/3-3/3)	16,669,752	16,270,074	-399,678	-2.40%
Cumulative(2/1-3/3)	204,768,287	243,590,462	38,822,175	18.96%

NO. OF SHARES TRADED

	2019	2020	NET CHANGE	CHANGE (%)
Daily	5,761,908	5,331,506	-430,402	-7.47%
Cumulative(1/3-3/3)	13,468,119	16,129,411	2,661,292	19.76%
Cumulative(2/1-3/3)	159,698,729	225,048,136	65,349,407	40.92%

NO. OF TRANSACTIONS

	2019	2020	NET CHANGE	CHANGE (%)
Daily	2,149	2,107	-42	-1.95%
Cumulative(1/3-3/3)	6,148	6,055	-93	-1.51%
Cumulative(2/1-3/3)	81,495	95,433	13,938	17.10%

SOME FINANCIAL RATIOS FOR THE ASE (3/3/2020)

SECTOR	P/E	P/BV	DIVIDEND YIELD (%)	TURNOVER (%)
FINANCIAL	10.490	0.898	5.003	0.085
SERVICES	15.800	1.110	5.530	0.062
INDUSTRY	16.334	1.347	3.953	0.088
OVERALL	11.308	1.021	4.952	0.080

STOCK PRICE INDEX WEIGHTED BY FREE FLOAT MARKET CAPITALIZATION (1999=1000)

	MONDAY 02/03/2020	TUESDAY 03/03/2020	% CHANGE	
			DAY BEFORE	YTD
GENERAL	1817.7	1800.2	-0.96%	-0.83%
FINANCIAL	2430.3	2417.9	-0.51%	-1.31%
SERVICES	1313.4	1304.6	-0.67%	0.90%
INDUSTRY	1881.6	1829.3	-2.78%	-1.49%

STOCK PRICE INDEX WEIGHTED BY FREE FLOAT MARKET CAPITALIZATION ASE20 (2014=1000)

	895.3	884.5	-1.21%	-0.73%
--	-------	-------	--------	--------

STOCK PRICE INDEX WEIGHTED BY MARKET CAPITALIZATION (1991=1000)

	MONDAY 02/03/2020	TUESDAY 03/03/2020	% CHANGE	
			DAY BEFORE	YTD
GENERAL	3411.1	3377.6	-0.98%	-3.88%
BANKS	6721.0	6705.6	-0.23%	-5.50%
INSURANCE	1339.2	1337.3	-0.14%	4.27%
SERVICES	745.5	744.0	-0.21%	1.12%
INDUSTRY	2604.0	2523.4	-3.10%	-3.44%

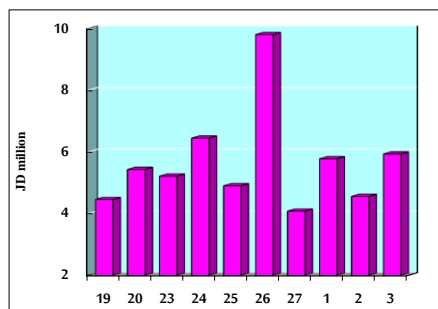
STOCK PRICE MARKET INDEX WEIGHTED BY FREE FLOAT MARKET CAP. (2012=1000)

	MONDAY 02/03/2020	TUESDAY 03/03/2020	% CHANGE	
			DAY BEFORE	YTD
FIRST MARKET	963.0	952.6	-1.08%	-0.34%
SECOND MARKET	826.7	823.2	-0.42%	-1.54%

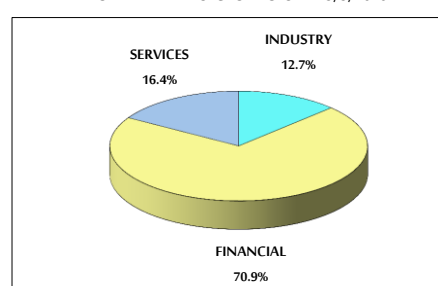
MARKET CAPITALIZATION (JD)

	14,480,065,222	14,344,545,599	-0.94%	-3.82%
--	----------------	----------------	--------	--------

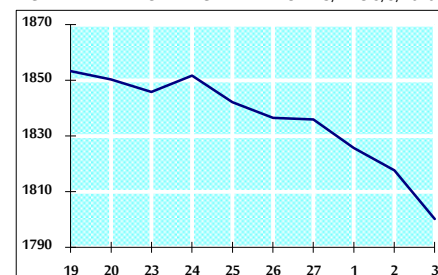
VALUE TRADED FROM 19/2 TO 3/3/2020



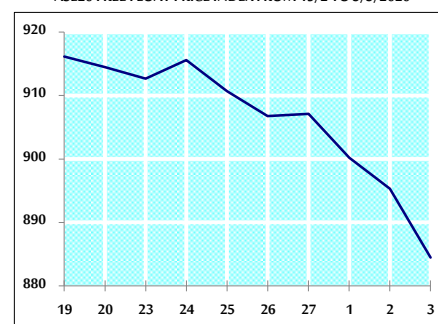
VALUE TRADED BY SECTOR TUESDAY 3/3/2020



GENERAL FREE FLOAT PRICE INDEX FROM 19/2 TO 3/3/2020



ASE20 FREE FLOAT PRICE INDEX FROM 19/2 TO 3/3/2020



GENERAL PRICE INDEX FROM 19/2 TO 3/3/2020

