

Daily Summary for Amman Stock Exchange

VALUE TRADED (JD)

	2019	2020	NET CHANGE	CHANGE (%)
Daily	3,906,275	4,527,085	620,810	15.89%
Cumulative(1/3-16/3)	52,256,804	57,044,824	4,788,020	9.16%
Cumulative(2/1-16/3)	240,355,339	284,365,212	44,009,873	18.31%

NO. OF SHARES TRADED

	2019	2020	NET CHANGE	CHANGE (%)
Daily	4,614,977	2,877,096	-1,737,881	-37.66%
Cumulative(1/3-16/3)	51,362,277	52,286,764	924,487	1.80%
Cumulative(2/1-16/3)	197,592,887	261,205,489	63,612,602	32.19%

NO. OF TRANSACTIONS

	2019	2020	NET CHANGE	CHANGE (%)
Daily	2,523	1,307	-1,216	-48.20%
Cumulative(1/3-16/3)	24,453	24,690	237	0.97%
Cumulative(2/1-16/3)	99,800	114,068	14,268	14.30%

SOME FINANCIAL RATIOS FOR THE ASE (16/3/2020)

SECTOR	P/E	P/BV	DIVIDEND YIELD (%)	TURNOVER (%)
FINANCIAL	9.261	0.797	5.703	0.047
SERVICES	15.388	1.052	6.093	0.019
INDUSTRY	15.928	1.309	4.058	0.069
OVERALL	10.293	0.930	5.519	0.043

STOCK PRICE INDEX WEIGHTED BY FREE FLOAT MARKET CAPITALIZATION (1999=1000)

	SUNDAY 15/03/2020	MONDAY 16/03/2020	% CHANGE	
			DAY BEFORE	YTD
GENERAL	1675.5	1668.2	-0.44%	-8.10%
FINANCIAL	2211.9	2196.1	-0.71%	-10.36%
SERVICES	1214.0	1214.5	0.04%	-6.08%
INDUSTRY	1858.7	1859.5	0.04%	0.13%

STOCK PRICE INDEX WEIGHTED BY FREE FLOAT MARKET CAPITALIZATION ASE20 (2014=1000)

	820.6	817.8	-0.35%	-8.22%
--	-------	-------	--------	--------

STOCK PRICE INDEX WEIGHTED BY MARKET CAPITALIZATION (1991=1000)

	SUNDAY 15/03/2020	MONDAY 16/03/2020	% CHANGE	
			DAY BEFORE	YTD
GENERAL	3088.7	3077.6	-0.36%	-12.41%
BANKS	5942.8	5884.4	-0.98%	-17.07%
INSURANCE	1318.3	1316.6	-0.13%	2.66%
SERVICES	706.5	705.7	-0.12%	-4.08%
INDUSTRY	2406.1	2424.9	0.78%	-7.20%

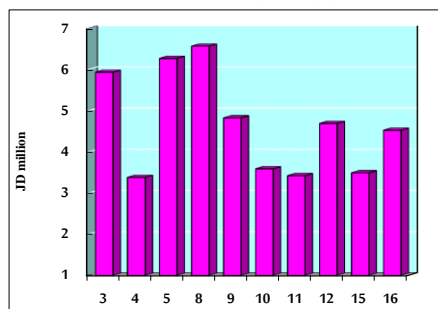
STOCK PRICE MARKET INDEX WEIGHTED BY FREE FLOAT MARKET CAP. (2012=1000)

	SUNDAY 15/03/2020	MONDAY 16/03/2020	% CHANGE	
			DAY BEFORE	YTD
FIRST MARKET	885.5	881.5	-0.45%	-7.77%
SECOND MARKET	779.8	779.3	-0.06%	-6.79%

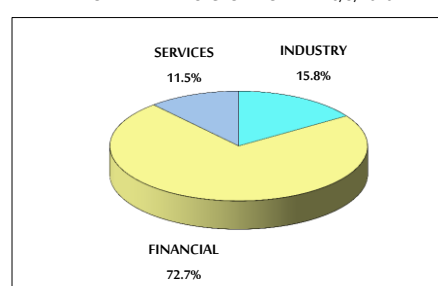
MARKET CAPITALIZATION (JD)

	13,180,527,806	13,137,589,113	-0.33%	-11.92%
--	----------------	----------------	--------	---------

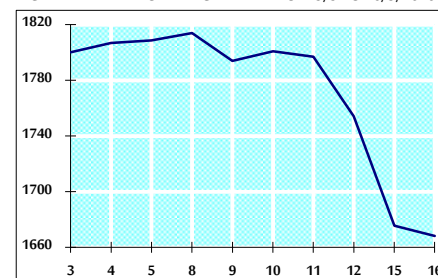
VALUE TRADED FROM 3/3 TO 16/3/2020



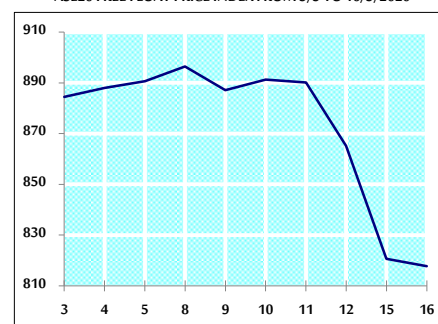
VALUE TRADED BY SECTOR MONDAY 16/3/2020



GENERAL FREE FLOAT PRICE INDEX FROM 3/3 TO 16/3/2020



ASE20 FREE FLOAT PRICE INDEX FROM 3/3 TO 16/3/2020



GENERAL PRICE INDEX FROM 3/3 TO 16/3/2020

