

Daily Summary for Amman Stock Exchange

VALUE TRADED (JD)

	2019	2020	NET CHANGE	CHANGE (%)
Daily	3,508,826	6,270,384	2,761,558	78.70%
Cumulative(1/3-5/3)	24,019,138	25,922,980	1,903,842	7.93%
Cumulative(2/1-5/3)	212,117,673	253,243,368	41,125,695	19.39%

NO. OF SHARES TRADED

	2019	2020	NET CHANGE	CHANGE (%)
Daily	4,035,892	4,318,982	283,090	7.01%
Cumulative(1/3-5/3)	20,784,585	24,577,305	3,792,720	18.25%
Cumulative(2/1-5/3)	167,015,195	233,496,030	66,480,835	39.81%

NO. OF TRANSACTIONS

	2019	2020	NET CHANGE	CHANGE (%)
Daily	2,343	2,427	84	3.59%
Cumulative(1/3-5/3)	10,331	10,278	-53	-0.51%
Cumulative(2/1-5/3)	85,678	99,656	13,978	16.31%

SOME FINANCIAL RATIOS FOR THE ASE (5/3/2020)

SECTOR	P/E	P/BV	DIVIDEND YIELD (%)	TURNOVER (%)
FINANCIAL	10.503	0.899	5.001	0.049
SERVICES	15.978	1.124	5.462	0.030
INDUSTRY	16.334	1.347	3.953	0.202
OVERALL	11.332	1.023	4.942	0.065

STOCK PRICE INDEX WEIGHTED BY FREE FLOAT MARKET CAPITALIZATION (1999=1000)

	WEDNESDAY 04/03/2020	THURSDAY 05/03/2020	% CHANGE	
			DAY BEFORE	YTD
GENERAL	1806.7	1808.7	0.11%	-0.36%
FINANCIAL	2423.6	2422.2	-0.06%	-1.13%
SERVICES	1313.3	1321.2	0.60%	2.18%
INDUSTRY	1836.3	1838.0	0.09%	-1.02%

STOCK PRICE INDEX WEIGHTED BY FREE FLOAT MARKET CAPITALIZATION ASE20 (2014=1000)

	888.0	890.7	0.30%	-0.03%
--	-------	-------	-------	--------

STOCK PRICE INDEX WEIGHTED BY MARKET CAPITALIZATION (1991=1000)

	WEDNESDAY 04/03/2020	THURSDAY 05/03/2020	% CHANGE	
			DAY BEFORE	YTD
GENERAL	3390.8	3384.8	-0.18%	-3.67%
BANKS	6718.7	6705.3	-0.20%	-5.50%
INSURANCE	1339.7	1341.5	0.14%	4.60%
SERVICES	747.4	751.9	0.60%	2.20%
INDUSTRY	2543.1	2527.5	-0.62%	-3.28%

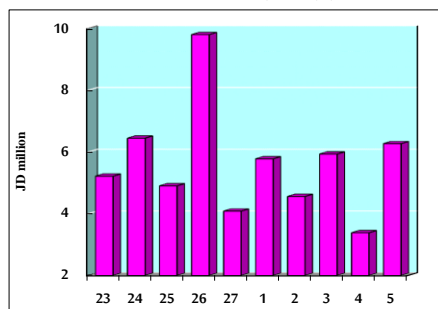
STOCK PRICE MARKET INDEX WEIGHTED BY FREE FLOAT MARKET CAP. (2012=1000)

	WEDNESDAY 04/03/2020	THURSDAY 05/03/2020	% CHANGE	
			DAY BEFORE	YTD
FIRST MARKET	956.1	957.4	0.14%	0.16%
SECOND MARKET	826.5	827.4	0.10%	-1.03%

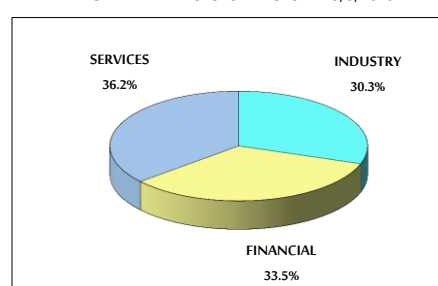
MARKET CAPITALIZATION (JD)

	14,398,020,663	14,365,990,236	-0.22%	-3.68%
--	----------------	----------------	--------	--------

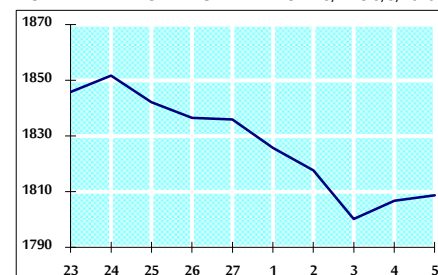
VALUE TRADED FROM 23/2 TO 5/3/2020



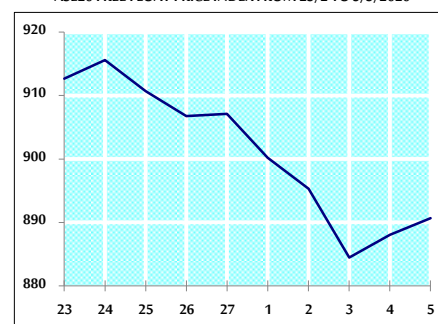
VALUE TRADED BY SECTOR THURSDAY 5/3/2020



GENERAL FREE FLOAT PRICE INDEX FROM 23/2 TO 5/3/2020



ASE20 FREE FLOAT PRICE INDEX FROM 23/2 TO 5/3/2020



GENERAL PRICE INDEX FROM 23/2 TO 5/3/2020

