

Daily Summary for Amman Stock Exchange

VALUE TRADED (JD)

	2019	2020	NET CHANGE	CHANGE (%)
Daily	6,945,806	6,565,907	-379,899	-5.47%
Cumulative(1/3-8/3)	30,964,944	32,488,887	1,523,943	4.92%
Cumulative(2/1-8/3)	219,063,479	259,809,275	40,745,796	18.60%

NO. OF SHARES TRADED

	2019	2020	NET CHANGE	CHANGE (%)
Daily	7,164,881	5,805,000	-1,359,881	-18.98%
Cumulative(1/3-8/3)	27,949,466	30,382,305	2,432,839	8.70%
Cumulative(2/1-8/3)	174,180,076	239,301,030	65,120,954	37.39%

NO. OF TRANSACTIONS

	2019	2020	NET CHANGE	CHANGE (%)
Daily	1,719	2,401	682	39.67%
Cumulative(1/3-8/3)	12,050	12,679	629	5.22%
Cumulative(2/1-8/3)	87,397	102,057	14,660	16.77%

SOME FINANCIAL RATIOS FOR THE ASE (8/3/2020)

SECTOR	P/E	P/BV	DIVIDEND YIELD (%)	TURNOVER (%)
FINANCIAL	10.445	0.894	5.028	0.046
SERVICES	15.971	1.123	5.465	0.115
INDUSTRY	16.654	1.374	3.877	0.231
OVERALL	11.342	1.024	4.937	0.087

STOCK PRICE INDEX WEIGHTED BY FREE FLOAT MARKET CAPITALIZATION (1999=1000)

	THURSDAY 05/03/2020	SUNDAY 08/03/2020	% CHANGE	
			DAY BEFORE	YTD
GENERAL	1808.7	1814.0	0.29%	-0.07%
FINANCIAL	2422.2	2417.7	-0.19%	-1.32%
SERVICES	1321.2	1317.0	-0.32%	1.85%
INDUSTRY	1838.0	1895.2	3.11%	2.06%

STOCK PRICE INDEX WEIGHTED BY FREE FLOAT MARKET CAPITALIZATION ASE20 (2014=1000)

	890.7	896.5	0.65%	0.62%
--	-------	-------	-------	-------

STOCK PRICE INDEX WEIGHTED BY MARKET CAPITALIZATION (1991=1000)

	THURSDAY 05/03/2020	SUNDAY 08/03/2020	% CHANGE	
			DAY BEFORE	YTD
GENERAL	3384.8	3387.9	0.09%	-3.58%
BANKS	6705.3	6667.9	-0.56%	-6.03%
INSURANCE	1341.5	1340.6	-0.07%	4.53%
SERVICES	751.9	750.0	-0.25%	1.94%
INDUSTRY	2527.5	2571.7	1.75%	-1.59%

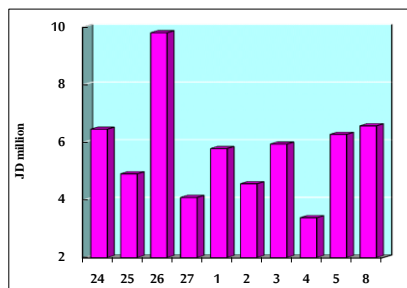
STOCK PRICE MARKET INDEX WEIGHTED BY FREE FLOAT MARKET CAP. (2012=1000)

	THURSDAY 05/03/2020	SUNDAY 08/03/2020	% CHANGE	
			DAY BEFORE	YTD
FIRST MARKET	957.4	962.2	0.50%	0.66%
SECOND MARKET	827.4	825.6	-0.22%	-1.25%

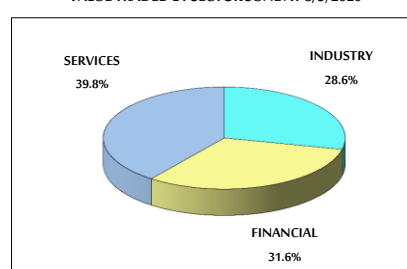
MARKET CAPITALIZATION (JD)

	14,365,990,236	14,378,197,428	0.08%	-3.60%
--	----------------	----------------	-------	--------

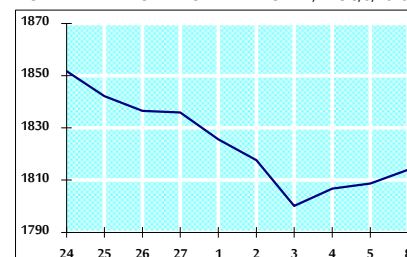
VALUE TRADED FROM 24/2 TO 8/3/2020



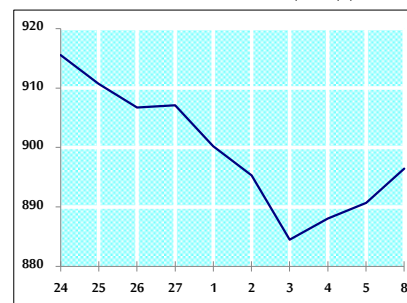
VALUE TRADED BY SECTOR SUNDAY 8/3/2020



GENERAL FREE FLOAT PRICE INDEX FROM 24/2 TO 8/3/2020



ASE20 FREE FLOAT PRICE INDEX FROM 24/2 TO 8/3/2020



GENERAL PRICE INDEX FROM 24/2 TO 8/3/2020

