

Daily Summary for Amman Stock Exchange

VALUE TRADED (JD)

	2019	2020	NET CHANGE	CHANGE (%)
Daily	3,335,290	4,826,778	1,491,488	44.72%
Cumulative(1/3-9/3)	34,300,234	37,315,665	3,015,431	8.79%
Cumulative(2/1-9/3)	222,398,769	264,636,053	42,237,284	18.99%

NO. OF SHARES TRADED

	2019	2020	NET CHANGE	CHANGE (%)
Daily	3,294,164	4,790,369	1,496,205	45.42%
Cumulative(1/3-9/3)	31,243,630	35,172,674	3,929,044	12.58%
Cumulative(2/1-9/3)	177,474,240	244,091,399	66,617,159	37.54%

NO. OF TRANSACTIONS

	2019	2020	NET CHANGE	CHANGE (%)
Daily	1,962	2,483	521	26.55%
Cumulative(1/3-9/3)	14,012	15,162	1,150	8.21%
Cumulative(2/1-9/3)	89,359	104,540	15,181	16.99%

SOME FINANCIAL RATIOS FOR THE ASE (9/3/2020)

SECTOR	P/E	P/BV	DIVIDEND YIELD (%)	TURNOVER (%)
FINANCIAL	10.159	0.869	5.170	0.060
SERVICES	15.690	1.104	5.559	0.071
INDUSTRY	16.889	1.386	3.841	0.129
OVERALL	11.134	1.005	5.030	0.072

STOCK PRICE INDEX WEIGHTED BY FREE FLOAT MARKET CAPITALIZATION (1999=1000)

	SUNDAY 08/03/2020	MONDAY 09/03/2020	% CHANGE	
			DAY BEFORE	YTD
GENERAL	1814.0	1794.0	-1.10%	-1.17%
FINANCIAL	2417.7	2377.6	-1.66%	-2.95%
SERVICES	1317.0	1292.3	-1.87%	-0.05%
INDUSTRY	1895.2	1939.9	2.36%	4.47%

STOCK PRICE INDEX WEIGHTED BY FREE FLOAT MARKET CAPITALIZATION ASE20 (2014=1000)

	896.5	887.1	-1.05%	-0.44%
--	-------	-------	--------	--------

STOCK PRICE INDEX WEIGHTED BY MARKET CAPITALIZATION (1991=1000)

	SUNDAY 08/03/2020	MONDAY 09/03/2020	% CHANGE	
			DAY BEFORE	YTD
GENERAL	3387.9	3325.6	-1.84%	-5.36%
BANKS	6667.9	6466.9	-3.01%	-8.86%
INSURANCE	1340.6	1335.8	-0.36%	4.16%
SERVICES	750.0	738.7	-1.51%	0.41%
INDUSTRY	2571.7	2583.7	0.47%	-1.13%

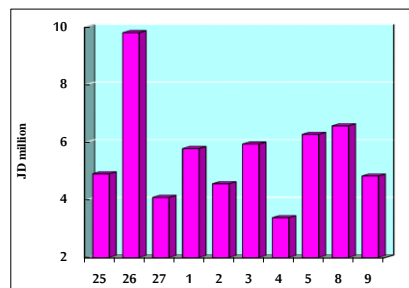
STOCK PRICE MARKET INDEX WEIGHTED BY FREE FLOAT MARKET CAP. (2012=1000)

	SUNDAY 08/03/2020	MONDAY 09/03/2020	% CHANGE	
			DAY BEFORE	YTD
FIRST MARKET	962.2	952.7	-0.98%	-0.32%
SECOND MARKET	825.6	814.5	-1.35%	-2.58%

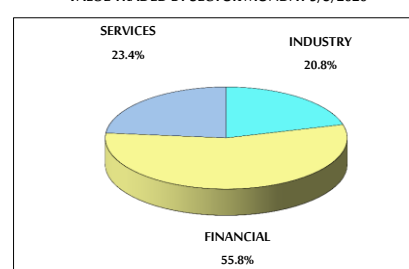
MARKET CAPITALIZATION (JD)

	14,378,197,428	14,126,765,552	-1.75%	-5.28%
--	----------------	----------------	--------	--------

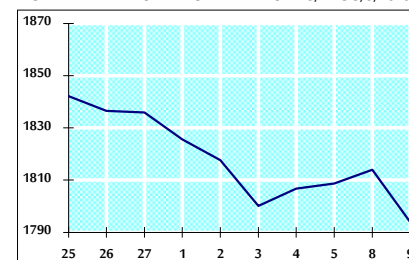
VALUE TRADED FROM 25/2 TO 9/3/2020



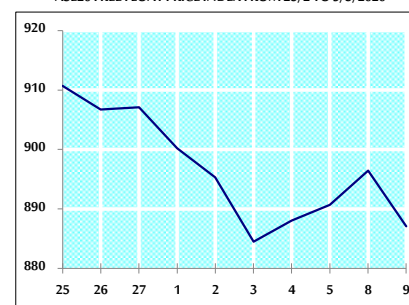
VALUE TRADED BY SECTOR MONDAY 9/3/2020



GENERAL FREE FLOAT PRICE INDEX FROM 25/2 TO 9/3/2020



ASE20 FREE FLOAT PRICE INDEX FROM 25/2 TO 9/3/2020



GENERAL PRICE INDEX FROM 25/2 TO 9/3/2020

