

Daily Summary for Amman Stock Exchange

VALUE TRADED (JD)

	2019	2020	NET CHANGE	CHANGE (%)
Daily	3,215,938	3,591,929	375,991	11.69%
Cumulative(1/3-10/3)	37,516,172	40,907,594	3,391,422	9.04%
Cumulative(2/1-10/3)	225,614,707	268,227,982	42,613,275	18.89%

NO. OF SHARES TRADED

	2019	2020	NET CHANGE	CHANGE (%)
Daily	3,590,575	3,857,321	266,746	7.43%
Cumulative(1/3-10/3)	34,834,205	39,029,995	4,195,790	12.05%
Cumulative(2/1-10/3)	181,064,815	247,948,720	66,883,905	36.94%

NO. OF TRANSACTIONS

	2019	2020	NET CHANGE	CHANGE (%)
Daily	2,118	2,003	-115	-5.43%
Cumulative(1/3-10/3)	16,130	17,165	1,035	6.42%
Cumulative(2/1-10/3)	91,477	106,543	15,066	16.47%

SOME FINANCIAL RATIOS FOR THE ASE (10/3/2020)

SECTOR	P/E	P/BV	DIVIDEND YIELD (%)	TURNOVER (%)
FINANCIAL	10.188	0.878	5.176	0.048
SERVICES	16.155	1.105	5.803	0.058
INDUSTRY	17.075	1.402	3.794	0.104
OVERALL	11.223	1.014	5.058	0.058

STOCK PRICE INDEX WEIGHTED BY FREE FLOAT MARKET CAPITALIZATION (1999=1000)

	MONDAY 09/03/2020	TUESDAY 10/03/2020	% CHANGE	
			DAY BEFORE	YTD
GENERAL	1794.0	1800.9	0.38%	-0.79%
FINANCIAL	2377.6	2380.2	0.11%	-2.85%
SERVICES	1292.3	1294.8	0.19%	0.14%
INDUSTRY	1939.9	1970.4	1.57%	6.11%

STOCK PRICE INDEX WEIGHTED BY FREE FLOAT MARKET CAPITALIZATION ASE20 (2014=1000)

	887.1	891.2	0.47%	0.03%
--	-------	-------	-------	-------

STOCK PRICE INDEX WEIGHTED BY MARKET CAPITALIZATION (1991=1000)

	MONDAY 09/03/2020	TUESDAY 10/03/2020	% CHANGE	
			DAY BEFORE	YTD
GENERAL	3325.6	3358.4	0.99%	-4.42%
BANKS	6466.9	6544.9	1.21%	-7.76%
INSURANCE	1335.8	1332.2	-0.27%	3.88%
SERVICES	738.7	738.7	-0.01%	0.40%
INDUSTRY	2583.7	2613.9	1.17%	0.03%

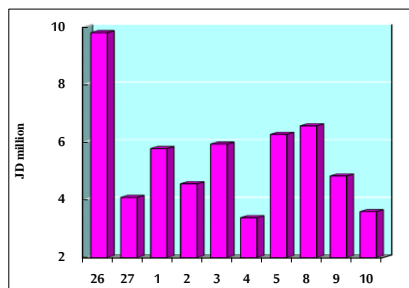
STOCK PRICE MARKET INDEX WEIGHTED BY FREE FLOAT MARKET CAP. (2012=1000)

	MONDAY 09/03/2020	TUESDAY 10/03/2020	% CHANGE	
			DAY BEFORE	YTD
FIRST MARKET	952.7	956.7	0.41%	0.09%
SECOND MARKET	814.5	814.6	0.02%	-2.56%

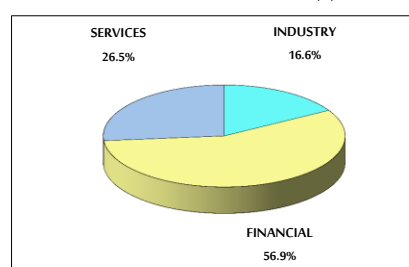
MARKET CAPITALIZATION (JD)

	14,126,765,552	14,254,946,526	0.91%	-4.42%
--	----------------	----------------	-------	--------

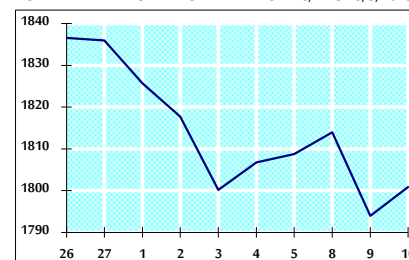
VALUE TRADED FROM 26/2 TO 10/3/2020



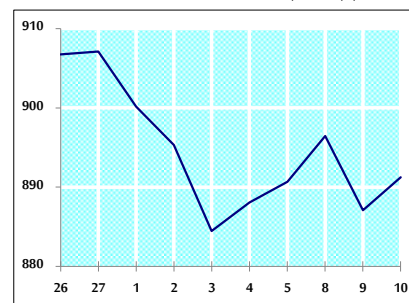
VALUE TRADED BY SECTOR TUESDAY 10/3/2020



GENERAL FREE FLOAT PRICE INDEX FROM 26/2 TO 10/3/2020



ASE20 FREE FLOAT PRICE INDEX FROM 26/2 TO 10/3/2020



GENERAL PRICE INDEX FROM 26/2 TO 10/3/2020

