

Daily Summary for Amman Stock Exchange

VALUE TRADED (JD)

	2019	2020	NET CHANGE	CHANGE (%)
Daily	4,459,117	3,425,236	-1,033,881	-23.19%
Cumulative(1/3-11/3)	41,975,289	44,332,830	2,357,541	5.62%
Cumulative(2/1-11/3)	230,073,824	271,653,218	41,579,394	18.07%

NO. OF SHARES TRADED

	2019	2020	NET CHANGE	CHANGE (%)
Daily	4,332,201	3,374,925	-957,276	-22.10%
Cumulative(1/3-11/3)	39,166,406	42,404,920	3,238,514	8.27%
Cumulative(2/1-11/3)	185,397,016	251,323,645	65,926,629	35.56%

NO. OF TRANSACTIONS

	2019	2020	NET CHANGE	CHANGE (%)
Daily	1,955	2,147	192	9.82%
Cumulative(1/3-11/3)	18,085	19,312	1,227	6.78%
Cumulative(2/1-11/3)	93,432	108,690	15,258	16.33%

SOME FINANCIAL RATIOS FOR THE ASE (11/3/2020)

SECTOR	P/E	P/BV	DIVIDEND YIELD (%)	TURNOVER (%)
FINANCIAL	10.108	0.871	5.217	0.046
SERVICES	16.138	1.104	5.810	0.046
INDUSTRY	16.862	1.385	3.842	0.079
OVERALL	11.132	1.006	5.100	0.051

STOCK PRICE INDEX WEIGHTED BY FREE FLOAT MARKET CAPITALIZATION (1999=1000)

	TUESDAY 10/03/2020	WEDNESDAY 11/03/2020	% CHANGE	
			DAY BEFORE	YTD
GENERAL	1800.9	1796.8	-0.22%	-1.01%
FINANCIAL	2380.2	2373.5	-0.28%	-3.12%
SERVICES	1294.8	1298.0	0.25%	0.39%
INDUSTRY	1970.4	1954.3	-0.82%	5.24%

STOCK PRICE INDEX WEIGHTED BY FREE FLOAT MARKET CAPITALIZATION ASE20 (2014=1000)

	891.2	890.1	-0.13%	-0.10%
--	-------	-------	--------	--------

STOCK PRICE INDEX WEIGHTED BY MARKET CAPITALIZATION (1991=1000)

	TUESDAY 10/03/2020	WEDNESDAY 11/03/2020	% CHANGE	
			DAY BEFORE	YTD
GENERAL	3358.4	3331.1	-0.81%	-5.20%
BANKS	6544.9	6493.0	-0.79%	-8.49%
INSURANCE	1332.2	1327.9	-0.32%	3.54%
SERVICES	738.7	735.4	-0.44%	-0.04%
INDUSTRY	2613.9	2585.3	-1.09%	-1.06%

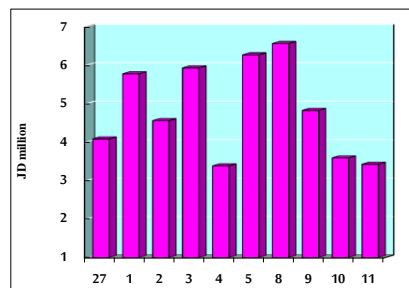
STOCK PRICE MARKET INDEX WEIGHTED BY FREE FLOAT MARKET CAP. (2012=1000)

	TUESDAY 10/03/2020	WEDNESDAY 11/03/2020	% CHANGE	
			DAY BEFORE	YTD
FIRST MARKET	956.7	955.3	-0.14%	-0.06%
SECOND MARKET	814.6	807.9	-0.83%	-3.36%

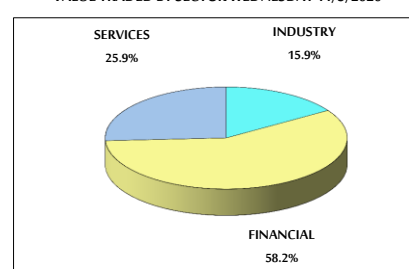
MARKET CAPITALIZATION (JD)

	14,254,946,526	14,144,150,795	-0.78%	-5.17%
--	----------------	----------------	--------	--------

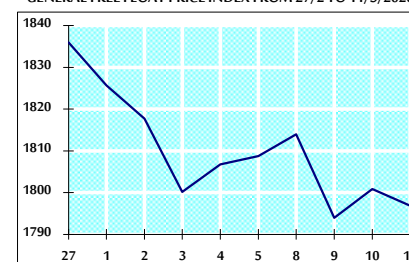
VALUE TRADED FROM 27/2 TO 11/3/2020



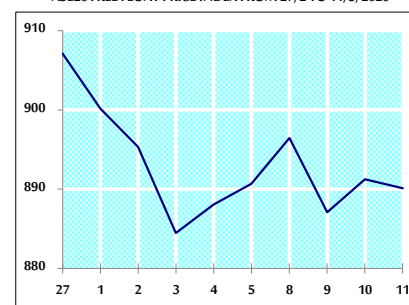
VALUE TRADED BY SECTOR WEDNESDAY 11/3/2020



GENERAL FREE FLOAT PRICE INDEX FROM 27/2 TO 11/3/2020



ASE20 FREE FLOAT PRICE INDEX FROM 27/2 TO 11/3/2020



GENERAL PRICE INDEX FROM 27/2 TO 11/3/2020

